

[illegible]



Integrity

Service

Excellence

# WHAT?

I AM LEARNING ABOUT THE DIFFERENT JOBS IN THE COMIC BOOK INDUSTRY

# WHY?

I AM LEARNING THIS BECAUSE I MAY WANT TO MAKE COMICS FOR A LIVING SOME DAY

# HOW?

I WILL KNOW I LEARNED THIS WHEN I CAN CORRECTLY IDENTIFY WHAT EACH  
OCCUPATION DOES.






# JOURNAL QUESTION 04/26/22

WHO MADE THE BEST SUPERHERO IN THIS CLASS?  
WHAT DO YOU LIKE ABOUT THEIR HERO?



INSIDE...

HEY, *HULK!*  
WHICH OF  
THESE GIZMOS  
IS IT?




MUST BE *THIS* ONE!  
IT LOOKS LIKE IT  
WANTS TO MAKE  
ME A COSTUME!



GUESS I JUST  
CONCENTRATE...







WELL, I'LL  
BE AN EIGHT-  
BALL'S UNCLE!

THAT GLOB JUST--  
JUST SPREAD OUT  
AND BECAME A COSTUME  
-- AND DISSOLVED AWAY  
THE TATTERS OF MY  
OLD ONE IN THE  
PROCESS!

NOT *BAD!*  
DIFFERENT...  
BUT NOT  
*BAD!*



I WONDER  
WHY IT DIDN'T  
COME OUT  
LIKE MY *OLD*  
ONE? THAT'S  
WHAT I WAS  
THINKING  
OF?



A close-up photograph of a person's hands holding a comic book page. The page features a black and white line drawing of a character with a large head and a small body, wearing a dark jacket. The character is looking towards the right. The background of the drawing is a light blue wash. The person's hands are visible, with fingers gripping the edges of the page. A teal rectangular box with white text is overlaid on the center of the image.

# Poster Gallery Walk



A close-up photograph of a person's hands drawing on a white sheet of paper. The person is using a blue pen to create a sketch of a character's head and shoulders. The drawing is done in a loose, expressive style with many overlapping lines. The person's left hand is resting on the paper to the right of the drawing. The background is dark and out of focus. A teal rectangular box with the text "Comic Book Jobs" is overlaid on the center of the image.

# Comic Book Jobs

# Pieces of the Puzzle

- Writer
- Editor
- Artist
- Letterer
- Colorist





# Writer

**The writer develops the elements of the story, like plot, setting, characters, conflict, and dialogue.**

**They also create an outline as well as a script, which serves as a roadmap for the other collaborators.**



# Editor

**Every good writer needs an editor.**

**Ideally, an editor will know a writer well and understand her objectives, but still be able to offer thoughtful criticism, especially if something isn't quite resonating within the story.**



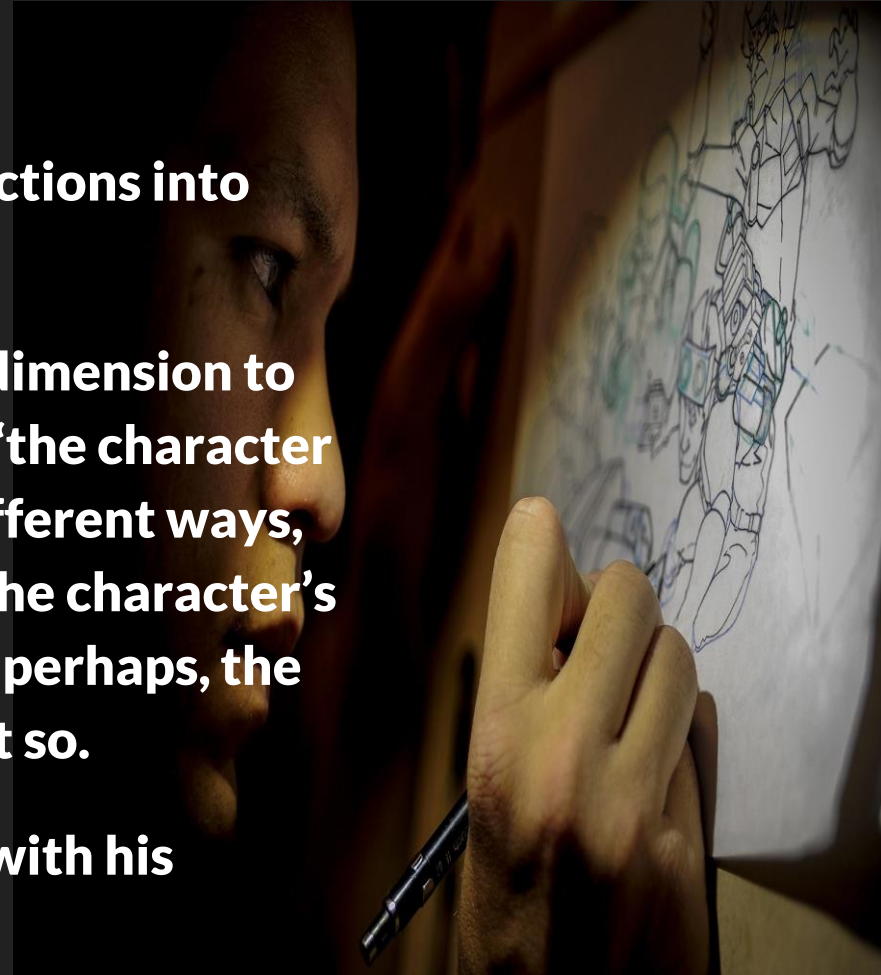


# Artist

**The artist translates the writer's instructions into panel illustrations.**

**The artist has the power to add subtle dimension to simple direction; for example, the line “the character looks away” can be shown in myriad different ways, with either a sorrowful expression on the character's face, the character's face in shadow, or perhaps, the back of the character's head angled just so.**

**The artist enhances the writer's script with his creative interpretations.**



# Letterer

A letterer conveys the story via typefaces and sizes, and calligraphy.

Story titles, sound effects, and speech balloons are all part of the letterer's domain.

The letterer also fills in the artist's pencil lines with ink.





# Colorist

After the story is drawn and the ink set, the colorist fills in the black and white lines with color.

Historically, this was done with brushes and dyes.

While some colorists still opt to do things by hand, others use digital tools; neither is better, it just comes down to personal style and preference.



# Next Steps

1. **Vote for the two comics we'll create**
2. **Team leads, choose your groups**
3. **Writer and editor go over the script and refine the story**
4. **Artists draw the panels**
5. **Letterers draw in the letters and outline the images**
6. **Colorist fill in the panels with color**
7. **Editor and writer take a final look at each page**

